







RICHIE BRACE® CASTING TECHNIQUE USING STS® ANKLE SOCK

<p>Step 1 Tubing and protective bag in place.</p>			<p>Step 2 STS Ankle Sock is pulled over foot and ankle.</p>
<p>Step 3 Lift 4th & 5th toes to pronate & lock mid tarsal joint. Push down on 1st metatarsal to end range of motion.</p>			<p>Step 4 Mark outline of medial & lateral malleolus, place dot at distal tip of malleolus.</p>
<p>Step 5 Cut sock off through channel using special scissors.</p>			<p>Step 6 Pull hardened sock off of foot.</p>
<p>Step 7 Close cast and secure with a rubber band. Cast can be shipped immediately.</p>	